

Slip, Trip, and Fall Prevention



Norfolk State University
Facilities Safety and Risk Management

Goal

- This program is designed to help you understand how to prevent slip, trip, and fall accidents within the workplace.
- <https://www.youtube.com/watch?v=8jjHXu4XrzU>
2 min-Introduction
- <https://www.youtube.com/watch?v=2BGIYXuZLZ8>
3min-Walk This Way
- <https://www.youtube.com/watch?v=jXQhVzemLck>
Slip and Fall Compilation-Introduction 4min
- <https://www.youtube.com/watch?v=OYGAal4hgEw>
w Slip and Fall-Introduction

What's the problem ?

- STF's is the #1 leading cause of injury
- STF's represent 20% of all COV claims
- 2006-2010 fiscal years there were 9,876 cases
- Total incurred costs of these claims:
\$41,543,173 +



Slips

Slip

-loss of balance caused by too little friction between a person's foot and a walking surface.

Common Causes:

- Wet or oily surfaces,
- Occasional spills,
- Weather hazards,
- Loose, unanchored rugs or mats, and
- Flooring or other walking surfaces that are worn.



Trips

Trip

- hit an object, lose your balance and fall

Common Causes:

- Obstructed view
- Poor lighting
- Clutter in your way
- Wrinkled carpeting
- Uncovered cables
- Drawers not being closed
- Uneven (steps, thresholds) walking surfaces



Falls

Fall:

- when you lose your balance & drop to the floor

There are three types of falls:

- Falls on the same level
 - Slip or trip immediately precedes fall to floor or walkway
- Falls to lower level
 - Falls are from platforms, docks, ladders, steps or stairs
- Jumps to lower level
 - An intentional jump from one level to another
 - Employee jumps off ladder, dock, equipment




Slip, Trip and Fall Prevention

Clean up spills
immediately

Mark spills
and wet areas

Report burned
out bulbs

Close file
cabinet or
storage
drawers



Selection of
proper
footwear

Keep
walkways free
of clutter

Cover cables
that cross
walkways

**Don't
Let
Safety
Slip...**



**Or
Trip...**




**Or
Fall...**



Report Hazards Immediately


If you cannot fix the hazard yourself:



- Immediately report the hazard
 - Work Orders can be submitted via TMA (NSU intranet) or call 823-8510.
- Alert or warn others in the area
 - Mark the area or stay there until help arrives.
- Hazards not fixed in a timely manner
 - Contact your immediate supervisor.



Can you identify what is wrong in the following pictures?

























THANK YOU, For Your Attention!

***We Wish You Success in Your
Career Here At
Norfolk State University***

***“BEHOLD THE GREEN AND
GOLD!!!”***